

# Glastender®

MODULAR BEVERAGE STATIONS



# Features

The best in bar fabrication is obtainable for back-of-house beverage service. Modular Beverage Stations provide designated space to fulfill drink orders, further streamlining workflow for improved efficiency.



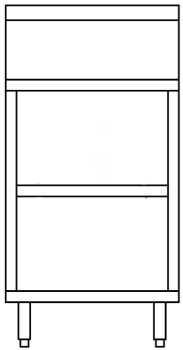
## Flexibility for Customized Solutions

Eleven modules provide the building blocks to design customized solutions for distinctive needs. Build your own or forward functionality and size requirements to have a station built to suit.


## Time-Saving Benefits

Ordering modular beverage stations for BOH with FOH underbar saves invaluable time and gives peace of mind knowing all equipment will arrive simultaneously.


## Module Options



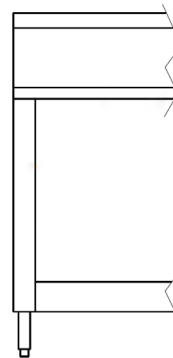
Adjustable & Fixed Shelves



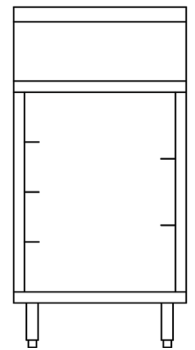
Drawer



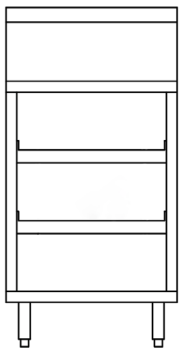
Drop-In & Open Storage



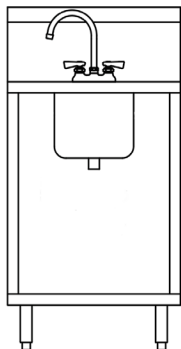
End Wall



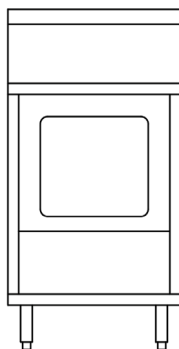
Glass Rack



Roll-Out Shelf



Sink



Urn Stand

## Top Overhang Options

- Flat, Marine, or Rounded
- Stainless steel top available with 1/4", 1", or 2" overhang.